



# Piedmont Quilters' Guild Newsletter

Greensboro, North Carolina

August 2012

## Countdown to Quilter's Fantasy - Quilt Show 2012


Saturday, Sept 8 - Quilt Registration Deadline (mail to Ann Johnson)

Thursday, Sept 12 - Quilt Submission Deadline (bring to Ye Olde Forest or PQG meeting)

Thursday, Sept 20 - preview party

SHOW HOURS Friday, Sept 21 - 9 am - 8 pm

SHOW HOURS Saturday, Sept 22 - 9 am - 5 pm



### Next Meeting

August 9, 2012

Place: Presbyterian Church of the Covenant, 501 South Mendenhall St., Greensboro

3:30 - Git 'er Done

6:45 - Setup and social

7:15 - Meeting and program

[Program](#) ----->>>>>

#### Greeters:

Birthday folks (see pg 3)

#### Bring to Meeting:

Handmade Name Tags

Show and Tell

Library Books

Charm Squares

#### Newsletter Deadline:

Always the 20th - Please email newsletter information to Rosemary at -

[news@piedmontquilts.org](mailto:news@piedmontquilts.org)

### August Program

Our August speaker is Neva Hart, an AQS certified appraiser. The program will be on "HOW TO ADD VALUE TO TODAY'S QUILTS." Neva will discuss what today's quilters can do to make their art tomorrow's heirlooms. Neva's programs are always so fun and informative!

#### APPRAISALS OFFERED AT OUR QUILT SHOW

Members of our guild will have the opportunity to have their quilts (old and new) and coverlets appraised by **Neva Hart**, an AQS certified appraiser. Neva will be at our quilt show on **Saturday, September 22nd** during our show hours. If you would like a written appraisal for a quilt that you've made and is hanging in the show please let Michelle Owens know. If at least five hanging quilts require written appraisals Neva will come in on Friday to do those written appraisals. You can let me know if you'll have any need for verbal appraisals also. I'll need to know by Thursday, September 13th (our regular monthly guild meeting) so you've got time to think about it and I'll remind you again as we get closer to the show.

#### **Appraisal fees:**

\* **Written appraisal** (includes value, photo and documentation) - \$50 each, 10% discount after the first quilt per owner for additional quilts (5% of the fee goes back to the guild) --- Why get a written appraisal? Written appraisals are used for insurance, tax deductions, donations, estate valuations, shipping to shows & exhibits and gifting.

\* **Verbal appraisal** - \$15 each (\$5 of the fee goes back to the guild)

For more information you can contact Neva directly at [nevahart@verizon.net](mailto:nevahart@verizon.net) or 540-427-0184.

2012 Board Members

President	Nancy Gorgen
President-Elect	Barbara Guest
Secretary	Valerie Paterson
Treasurer	James Bowles
Librarian	Elizabeth Murray
	Libby Bowles
Historian	Ann Johnson
Programs/Workshops	Donna Snyder
	Joanne Embry
	Bunny Bullock
	Michelle Owens
Community Outreach	Cheryl Joines
	Linda Grogan
	Margaret Kreis
Membership	April Barnes
	Audrey Harris
Newsletter	Rosemary Tyson
Hospitality (chair)	Bonnie Raper
	Joanne Jones
Web Design	Gail Humphrey
Newsletter Distribution	Emily Dickenson
Charm Swap	Gerry Chase
Round Robin Coordinator	Wendy Hughes
Show and Tell/Member Spotlight	Michelle Owens
Quilt Show Committee	Lillian Adcock
September 21-22, 2012	Linda Ryan
"Quilters Fantasy"	Donna Snyder
Make a Difference Day	Michelle Owens
October 27, 2012	Cheryl Joines



**Announcements**

Address changes Please email [news@piedmontquilts.org](mailto:news@piedmontquilts.org) or let Audrey Harris or April Barnes know if your address or email changes during the year. This is very important if you wish to continue getting your newsletter!

Visitors There is a \$5 charge for visitors, including for their first visit. This fee will be applied to the membership fee if they join by the next meeting. This is to help defray the cost of our speakers.

Refreshments The guild provides beverages, cups, and napkins at our meetings but not snacks. Birthday folks and any others who wish should bring snacks to share. Please bring whatever is needed - plates, forks, serving utensils.

**Happy Birthday**

- Margaret Regan
- Suzanne Robbins
- Ann Fry
- Joann Embry
- Carol Rawleigh
- Linda Fishell
- Judi Wills
- Tina Reep-Boyington
- Patti Stiles
- Joan Jamrog

**Cotton Theory Quilting: PLACEMAT WORKSHOP**

Please join us on **September 14<sup>th</sup>** for a **Cotton Theory Quilting Placemat workshop!** What is cotton Theory Quilting? Cotton Theory Quilting is a new and different way to construct your quilt. It's backward! Unlike traditional quilts, which are pieced together, layered with batting and then quilted, Cotton Theory projects are quilted first, one segment at a time and then assembled using Betty Cotton's fold-and-finish procedures. Go to: <http://www.quiltyard.com/> for more information and to see some project ideas.

Karla Singer is a certified Cotton Theory Quilting instructor. She will teach us how to make placemats using Cotton Theory Quilting techniques. A supply list and cutting instructions will be provided to attendees in advance.

The workshop will be held from 9:00 to 5:00 in the fellowship hall of the **Presbyterian Church of the Covenant** (501 South Mendenhall Street, Greensboro). Bring your bag lunch or plan to run out and pick something up. To help with the lighting and outlet situation in the fellowship hall, please bring a long extension cord and an Ott light if you have one. Be sure to write your name on these.

The cost will be \$20.00 for members and \$30.00 for nonmembers. The book for the class is \$14.00 and you can purchase these from Karla at the beginning of the workshop. Karla will provide the batting for the project. An invitation will be extended to other guilds to take this workshop so please sign up quickly to reserve your spot. There is a maximum of 20 people for this class.

**To sign up for this workshop please contact: Donna Snyder or Michelle Owens. Please mail us a check or plan to pay at the next guild meeting.**

This will be a very fun workshop. We look forward to seeing you there.

**Show and Tell**

Patti Stiles - Laptop bag

Michelle Owens - Quilt for Veterans Shelter

Elizabeth Murray - Quilt top from class at Ye Old Forest Quilt Shop

Cheryl Joines - Patchwork tote bags using upholstery samples (fabric available free to members at each guild meeting)

Rosemary Tyson - Autumn Birches

Mary Ann - French Mystery Quilt book and ideas for Boutique: Patchwork hen and ornament

Veterans shelter quilt made by Susan Michelle Tanzer

**Git 'er Done:** If you are interested, please come to the Fellowship hall on the usual Thursday meeting date anytime after 3:30 pm. Bring your own project...you can bring hand-work, knitting, fabric you need to cut or even bring your sewing machine...whatever you want to bring. You can work on your own project and socialize with others in the guild until people start showing up for the meeting. Hopefully having this time specifically set aside to work on your project will help you to "git 'er done"! Bring your own dinner or plan to stop and run out for something. It will be lots of fun! (Questions? See Susan Hall.)

**Birthday month responsibilities**

- ⇒ Bring a snack for refreshments
- ⇒ Arrive early to help set up
- ⇒ Help at the membership desk to welcome new members
- ⇒ Help show our quilts during show and tell
- ⇒ Help our guest speaker set up and show quilts if needed
- ⇒ Clean up kitchen and fellowship hall after the meeting

### Summer Cleaning of the Storage Unit

It has come to our attention that we have lots and lots of donated fabric for Community Outreach stored in the guild's storage unit. Nancy did the math and we now see how much money the guild is spending to hold on to that fabric and our other guild items. We want to downsize to a smaller storage unit to hold the quilt show rack feet (we have arranged other storage for the poles), quilt show signs, guild historical items and such. At the **August** meeting we will bring over **20 boxes of fabric** to the church. We ask you go through this fabric with plans in mind to make something for the guild. Most of this fabric is quilting cotton or flannel. You may take fabric to make a Project Linus quilt, a Veterans shelter quilt, an outfit for Newborns in Need, a Make a Difference Day project or you can even make something quickly to sell in the quilt show boutique. Do not stop making your quilt show entry to work on this!!! You have a whole year to make something with this fabric...we just need to get rid of it now. Any fabric left over will be sold at the quilt show or donated to other groups. You won't see this fabric again so please take as much as you can now! We appreciate your help!

### Make a Difference Day 2012

I just wanted to remind you that our guild will be participating in MAKE A DIFFERENCE DAY again this year. Please see Michelle Owens or look on the website (on the Service Work tab) for a list of projects we will be working on throughout the year and on **Saturday, October 27th**. We will be work on our guild's Make a Difference Day projects in the church's **Fellowship Hall** from **10am to 4pm**...come for a few hours or come for the whole day!

Some fabric, kits and patterns will be available at each meeting for you to take and work on at home. We have tons of polar fleece stored at the church for Chemo hats! To reduce cost to the guild we will not be printing instructions for many of the projects but will be happy to email them to you. Please let Michelle know which patterns/instructions you would like her to email to you.

**\*\* Important note about stockings for Operation Shoebox:** Gerry Chase has informed me that the size for the stockings has been changed. It is now larger to hold more stuff! If you are thinking of cutting out any stockings, please see the website for the revised pattern. Gerry has said she will accept your Christmas, Hanukkah and Winter fabrics if you would like to bring them to her at the guild meeting.

**Are you interested in being the chairperson for Make A Difference Day 2013?** Cheryl Joines and I are looking for a few guild members to take over this committee next year. If you would like to chair this committee in 2013 please let us know. Working with us as we make final preparations for the 2012 event is the best way to see what we do!

### Quilt Show Forms on Website

[www.piedmontquilts.org/2012-Quilt-Show.html](http://www.piedmontquilts.org/2012-Quilt-Show.html)

Here you will find registration forms and receipt for entry - you will need to print an entry form and a receipt for each quilt.

There are also fliers and handouts for the show and Neva Hart's quilt appraisals. Please print and share freely, or point your friends at our website.

#### **TO DO BEFORE THE SHOW:**

Finish up your quilts. Attach label and hanging sleeve (see page 5)


Turn in registration forms and receipts for entry.

Advertise the show and the appraisal service. Tell all your friends and neighbors!

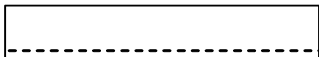
## Preparing your Entry for the Show

### Making a Hanging Sleeve

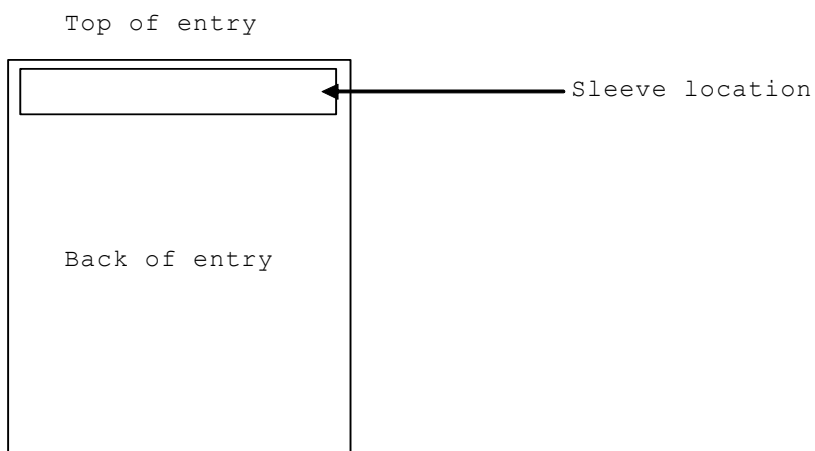
Cut (or piece fabric together to form) a strip of fabric 10 1/2 to 11 inches wide and long enough to extend across the top of your entry.



Make a tube by sewing the long sides of the strip together. Your tube should measure 5 inches wide by long enough to extend across the top of your entry.



Attach the tube to the top of your entry just below the binding. Sew along the long sides of the tube (top and bottom) so that it is not loose and a hanging rod can be inserted for hanging.



### Identifying your entry

Write your name, address, and guild on the back of your entry. If you do not want to write on the entry, write on the sleeve or on a piece of muslin which you attach to the entry.

### October Meeting Location Change

Our regular meeting place is not available for our October 11 meeting, so we are trying a new one. At this meeting we will be voting on whether we want to move to this new location.

We will be meeting at New Garden Friends Meeting, 801 New Garden Road. This is very easy to find, right across the street from Guilford College. There is a traffic light on New Garden Road at Quadrangle Road which is the entrance to the parking lot. The entrance closest to the hall where we will meet has stairs. If you don't want to navigate stairs, come in the white door to the right of the stairs.

**Places to Visit, Quilts to See**

**July 27-28** 16<sup>th</sup> Annual Alleghany Quilters Guild Quilt Show in Sparta, N. C. 7 miles west of Blue Ridge Parkway. Emerson Black Exhibition Bldg on Hwy 21 two miles north of Sparta. 10:00-4:00.

**July 27-28, 2012**

**"Handmade in America"**

**Mooreville, NC**

**Location:** Rocky River Elementary School, 483 Rocky River Rd., Mooreville 28115

**Sponsor:** Mooreville Centerpiece Quilters' Guild

**Hours:** 9 a.m.-5 p.m. each day Admission: \$5 - ample free parking

**Comments:** Over 100 judged quilts, vendors, boutique, raffle quilt, bed turnings, silent auction, special displays

**Contacts:** [barbkh04@yahoo.com](mailto:barbkh04@yahoo.com) 704-663-7064 or [lakesail530@roadrunner.com](mailto:lakesail530@roadrunner.com) 704-664-5086

**September 14-15, 2012**

Ashe County Piecemakers Quilt Guild presents our 10th Annual Quilt Fair

Our Journey: Celebrating a Decade of Quilting

Friday, Sept 14 10am - 6 pm and Saturday, Sept 15 10am - 4 pm

Jefferson Station, 20 East Ashe Street, West Jefferson, NC

There will be a Guild Shoppe with quilts for sale, a Guild Boutique with handcrafted items for sale, a fundraiser quilt, a Vendor Village with 14 vendors from NC and SC, as well as a small quilt silent auction. Lunch will also be available on both days.

For more information, please go to the website, [www.ashequilters.org](http://www.ashequilters.org).

This event is free and open to the public. Donations are accepted upon entry and are gratefully appreciated for the Guild's work to provide donated quilts to the Ashe County Community.

Piedmont Quilters' Guild  
P.O. Box 10673  
Greensboro, NC 27404-0673

[www.piedmontquilts.org](http://www.piedmontquilts.org)

ADDRESS CORRECTION REQUESTED

